


Cooker hob Modular Induction

Induction Hobs

Code: 7366 040

Modular system with free positioning on the work surface.



DETAILS

Coloring Black

Edge/Installation Type Flush-mount | Top-mount

Material Ceramic glass

Supply Single-phase: 230 V; Two-phase: 400 V; 50.60 Hz

Full description Modular Induction composition - 4 range - black

Heating element Four zones

Built-in hole [View technical data sheet](#)

Note The system presented here is one of the possible compositions of the Modular System. Other compositions, as specified by the Touch Control element.

Total power	7.400 W
Left	2.300 (3.000)* W
Centre-left	1.100 (1.400)* W
Centre-right	1.100 (1.400)* W
Right	2.300 (3.000)* W
Power settings	9 power settings per zone + Powerboost
Safety	Safety equipment
Type	Induction Hob
Type of commands	Touch Control
Constraints	The arrangement of the elements is subject to constraints dictated by the lengths of the connection cables. Refer to the individual component specifications.
Notes:	* Powerboost

EQUIPMENT

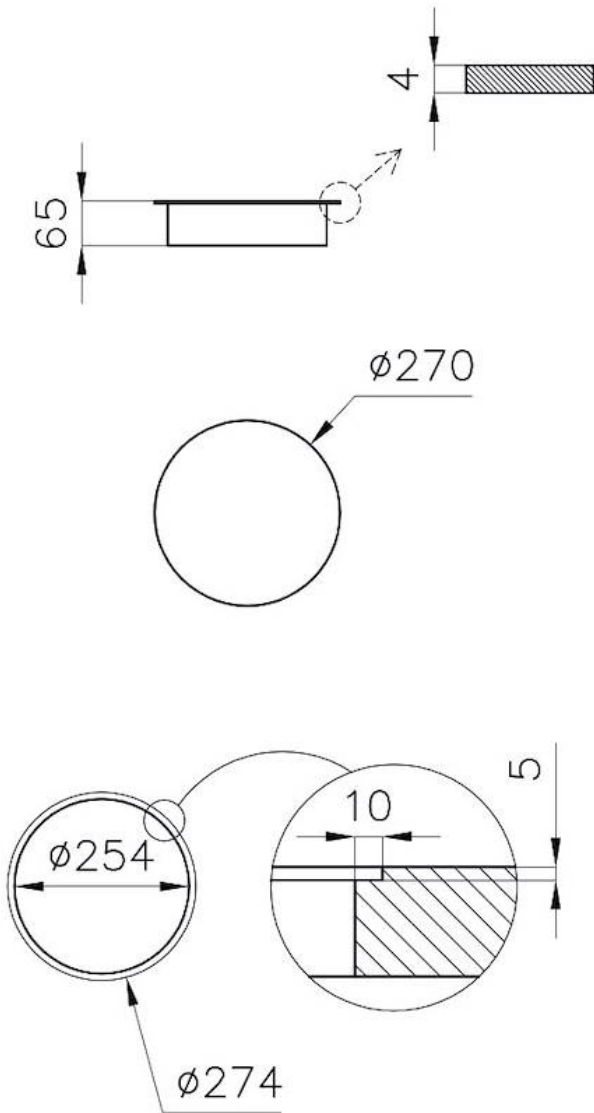
2 x Serie Modular Induction
7361 270
2 x Serie Modular Induction
7362 300
1 x Touch Control Modular
Induction 7368 040
1 x Modular Induction 7369 040

FEATURES

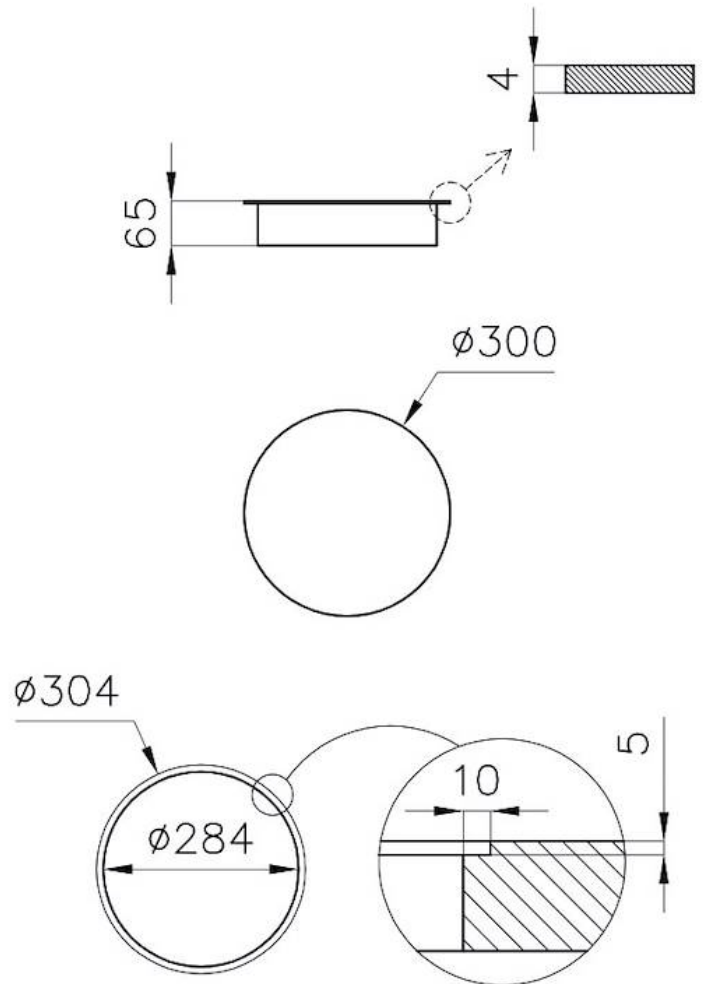
Powerboost	Booster function provides increased power to the selected plate. In particular, when the Booster is activated, the plate works for ten minutes at a very high power that allows to heat quickly large quantities of water.
Pot detector	All induction cooker hobs detect the pot resting on them, but they also calculate the area they cover. This system allows the energy to be used even more efficiently. Moreover, the plates switch off automatically when the pot is removed.
Smart fan system	Correct ventilation is essential for the induction hob to function in the best possible way. The Foster system automatically regulates the amount of ventilation to suit the temperatures reached.
End-of-cooking programming	All operations are programmed by means of the touch-control on the glass itself. Each cooking plate is capable of independent programming, and thus the possibility to set different cooking times.
Slider commands	The Slider control allows for extremely quick temperature setting: with a light touch of the finger you may select the desired power level on the TOUCH display.
Timer	Independent timer from the end-of-cooking function.
Heat maintenance	Function that allows the food to be kept warm gently (70° C), without reaching boiling temperatures or risking to burn the sauce.
Go&stop function	This device initially turns on the plates at maximum power until the selected temperature has been reached.
Recall	This feature allows you to call back the last settings selected in the previous cooking.
Pause	Useful function that allows you to distract your attention from cooking, interrupting and restoring the settings immediately.
Safety	All electric cooker hobs feature the most modern and sophisticated safety protections: Centralised power-off function; Child-proof safety lock; Residual heat warning lights. Induction models feature the following functions: Safety System that turn off the hob in the absence of the pot; Overflow detector that automatically turns off the plate in case of liquid overflow; Automatic deactivation to prevent accidents caused by forgetfulness.

TECHNICAL DATA

7361270
7361275




7362300
7362305




GALLERY



EQUIPMENT



**Cooker hob - Modular Induction
Plate**
7362 300



**Cooker hob - Modular Induction
Plate**
7361 270



**Cooker hob Touch Control Modular
Induction**
7368 040



**Modular Induction - Connection
Box**
7369 040